
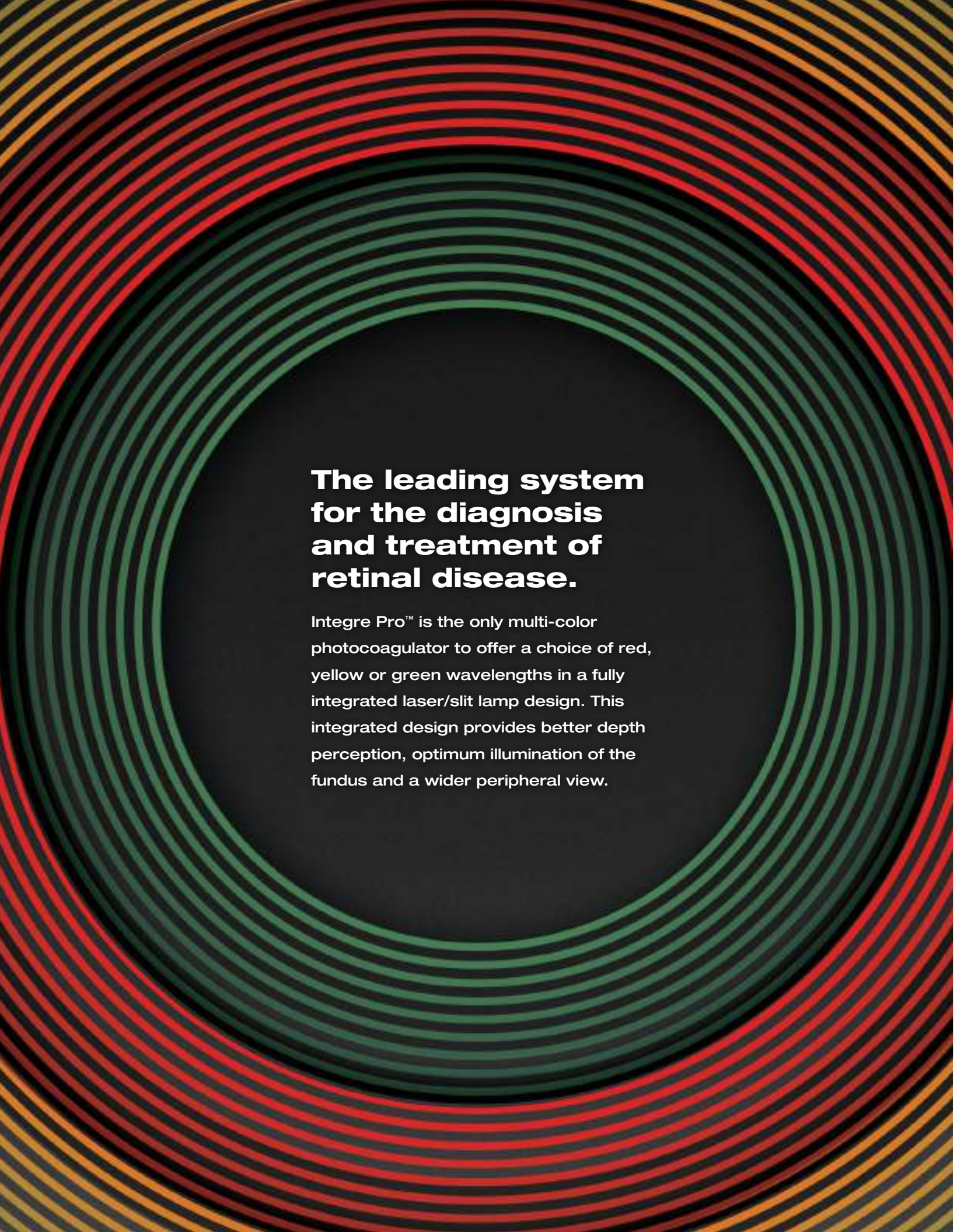


integrepro™

multi-color photocoagulator/ slit lamp platform



Integre Pro™ is the world's only multi-color photocoagulator to offer a choice of red, yellow or green wavelengths in a fully integrated laser/slit lamp design - making it the industry's leading system for the diagnosis and treatment of retinal disease.



**The leading system
for the diagnosis
and treatment of
retinal disease.**

Integre Pro™ is the only multi-color photocoagulator to offer a choice of red, yellow or green wavelengths in a fully integrated laser/slit lamp design. This integrated design provides better depth perception, optimum illumination of the fundus and a wider peripheral view.

Clinical Versatility

With Integre Pro™ you can select from a number of wavelength configurations in order to best meet your clinical requirements:

561nm Yellow: maximal absorption in hemoglobin with negligible absorption in macular xanthophyll.

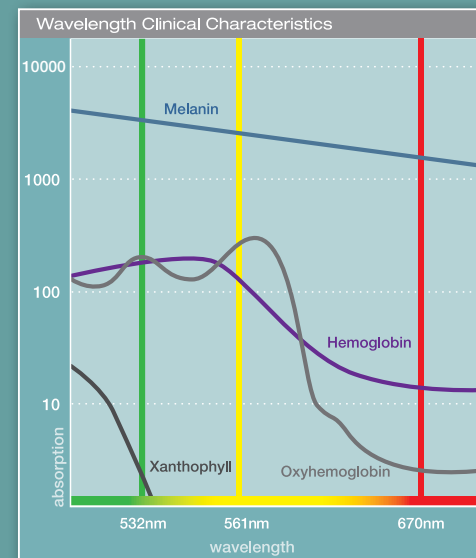
The 561nm yellow wavelength approximates the peak absorption of hemoglobin, is well absorbed by melanin in the retinal pigment epithelium (RPE) but has minimal absorption by xanthophyll in the neurosensory retina —making it ideal for treatments in and around the macula. It also produces less scatter, which permits superior transmission through existing opacities. With the 561nm yellow wavelength, you have more control over the laser-tissue interaction, which creates a more predictable, controlled burn. In addition, treatment can be performed at lower power levels, creating significantly less discomfort for the patient.

670nm Red: deep, gentle penetration for effective treatment of choroidal vessels.

The 670nm wavelength features low absorption by hemoglobin, improving its transmission through minor pre-retinal, sub-retinal or intra-retinal hemorrhage. In addition, its penetration depth is ideal for selectively treating choroidal vessels, while helping to preserve the integrity of the overlying retinal layers. 670nm offers less scatter than the yellow wavelength, making it ideal for transmission through a cloudy cornea or lens. The results are gentle, deep retinal tissue penetration and effective treatment of choroidal vessels.

532nm Green: the standard of care for common procedures, such as panretinal photocoagulation.

The 532nm wavelength is primarily absorbed by melanin and hemoglobin, making it ideally suited for treatment applications involving the RPE layer and new blood vessels. For example, pan-retinal photocoagulation (PRP).



1 Better Diagnosis and Treatment All-in-One

The purpose-built Integre Pro™ slit lamp provides high-precision optics matched for optimum laser performance – creating the industry’s leading system for the diagnosis and treatment of retinal disease. Featuring a 10-degree stereoscopic angle, Integre Pro™ provides better depth perception and a wider peripheral view, combined with high-contrast imaging and optimal illumination of the fundus.



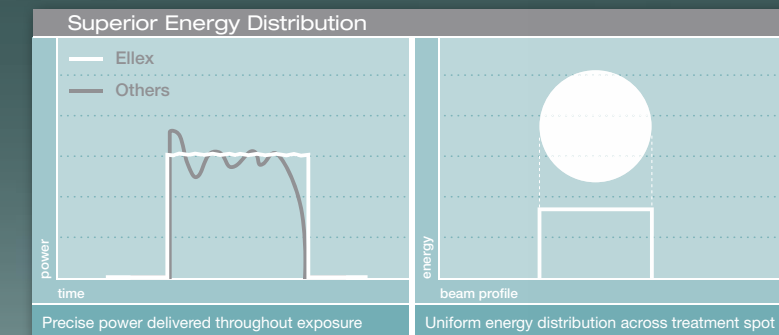
Conventional Retinal Slit Lamp: Grid in Model Eye



Integre Pro™ Retinal Slit Lamp: Grid in Model Eye

2 Superior Energy Distribution

Integre Pro™ delivers a uniform energy distribution across the full diameter of the spot, from the beginning to the end of exposure. This is because we use the highest quality optics and laser components in the industry, with real-time, active light feedback that continuously monitors and adjusts power output.



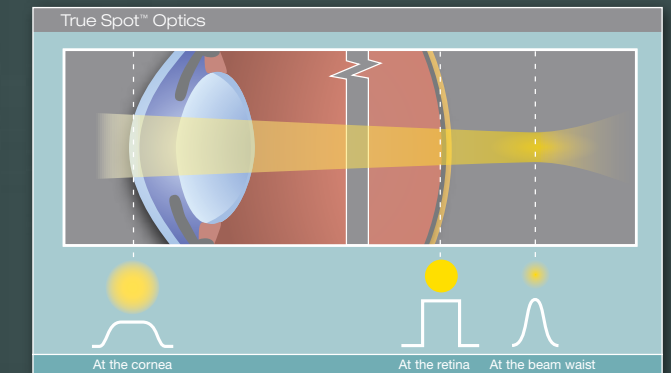
3 Faster Treatment

With a repetition rate of up to 20 shots per second (20 Hz) Integre Pro™ allows you to perform treatments quickly and efficiently.



4 True Spot™ Optics

Integre Pro's True Spot™ optical system offers a uniform, sharp-edged top-hat beam on the retina with the added benefit of low power density at the cornea. It also allows you to select any spot size, ranging from 50 to 1000 microns.



5 Perfect Positioning

Integre Pro™ features a high-precision micromanipulator that allows you to accurately position focal treatments in the macular area, and to also “paint” large areas with multiple spots — enabling quick and easy adjustment in order to cater for variation in pigmentation.

6 Control at Your Fingertips

All controls — spot size, energy, shot duration and micromanipulator — are conveniently located, right at your fingertips.

7 Greater Efficiency at the Touch of a Button

With Integre Pro's yellow-red and green-red wavelength configurations you can easily switch between wavelengths for seamless retinal treatments, allowing you to perform multiple procedures in one setting. The system also has a second fiber port that can be used to connect a laser indirect ophthalmoscope (LIO).

8 Designed to Maximize Your Workflow

Unlike other photocoagulator and multi-color laser systems, which require an external dichroic or fixed mirror in order to connect the laser to the slit lamp, Integre Pro's unique, integrated laser/slit lamp design channels the laser directly through the slit lamp optics. The end result is better visualization and optimal illumination. In addition, this integrated design minimizes system downtime, because there are no exposed fiber-optic or electrical cables to accidentally damage.



One Powerful Vision

Accessories and Options

Power Control™ Footswitch

(optional accessory)

Adjust power levels whilst maintaining hands-on control of the slit lamp – without disturbing your view of the retina.



Laser Indirect Ophthalmoscope (LIO)

(optional accessory)

This dual-color, lightweight-design LIO is based on the Heine Omega 180 binocular indirect ophthalmoscope, with coaxial laser beam and illumination, and is designed to be easily connected to the Integre Pro's second external fiber port.



Total Solution™ Tables

Configured to meet your needs, Integre Pro™ can be combined with the Total Solution™ table range in order to meet the needs of ophthalmic offices, ambulatory surgery centers and hospital outpatient clinics.



High-Visibility Eye Safety Filter (Motorized and Fixed Options Available)

Both the motorized and fixed eye safety filters feature a custom high-quality coating that ensures a clear, color-balanced view while ensuring optimal protection from the treatment beam.

Intended Use

Retina Retinal Photocoagulation

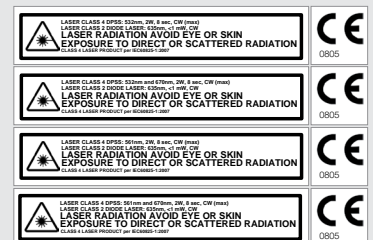
Glaucoma Laser Trabeculoplasty
Laser Iridotomy

Product Specifications

Laser Source	solid state laser diode and cavity
Wavelength	yellow-red configuration: 561 nm and 670 nm green-red configuration: 532 nm and 670 nm yellow configuration: 561 nm green configuration: 532 nm
Power at the Fiber Port	red: ≥ 1.35 watts, yellow: ≥ 2 watts, green: ≥ 2 watts
Power at the Cornea	red: 1 watt, yellow: 1.5 watts, green: 1.5 watts
Exposure Time	0.01 to 8.0 seconds
Spot Size	50 to 1000 µm, continuously variable
Repeat Mode	up to 20 Hertz
Aiming Beam	red 635nm, adjustable intensity
Micromanipulator	ambidextrous, vibration damped
Magnification	6x, 10x, 16x, 25x, 40x
Electrical Requirements	100–240 VAC, 50/60 Hz, 800 VA
Cooling	air cooled
Weight	32kg, 71 lbs. (as shown)
Dimensions (HxWxD)	62 x 76 x 47 cm, 24 x 30 x 19 inches (laser only)
Standard Accessories	Total Solution™ tables, footswitch, remote control, safety glasses, laser safety sign, dust cover, motorized eye safety filter (optional with the green wavelength configuration)
Optional Accessories	LIO, Power Control™ footswitch, beam splitter, co-observation tube, 35mm camera adapter, video camera adapter, tonometer mount, photocoagulation laser lenses

Specifications are subject to change without notice.

© 2013, Ellex Medical Pty Ltd. Integre Pro, True Spot, Total Solution and Power Control are trademarks of Ellex Medical Pty Ltd. Ellex is a registered trademark of Ellex Medical Pty Ltd. E&OE. International patents pending and/or granted. PB0006F. PB00017D.



ellex.com

Headquarters

82 Gilbert Street
Adelaide, SA, 5000 AUSTRALIA
+61 8 8104 5200

Japan

4-3-7 Miyahara 4F, Yodogawa-ku
Osaka 532-0003 JAPAN
+81 6 6396 2250

USA

7138 Shady Oak Road
Minneapolis, MN, 55344 USA
800 824 7444

Germany

Edisonstraße 20
63512 Hainburg GERMANY
+49 6182 829 6900

Australia

82 Gilbert Street
Adelaide, SA, 5000 AUSTRALIA
+61 8 8104 5264

France

La Chaufferie - 555 chemin du bois
69140 Rillieux la Pape FRANCE
+33 4 8291 0460